

Wedge Wire Screen Product



CHEM GROUP
AZAR ENERGY Co.

Wedge Wire Screen Products

For a wide range of industrial and process applications Azar Energy manufactures a complete line of Wedge Wire industrial screens. The Wedge Wire screen products are constructed of a series of parallel “V” resistance welded cold drawn wire; cold wound welded on perpendicular support rods. The result is a smooth plug resistant screen surface that is very structurally sound. Azar Energy Wedge Wire industrial screens provide superior performance in numerous process industries including chemical, petrochemical and water treatment.



Advantages wedge wire screens offer when compared to other types of screening include:

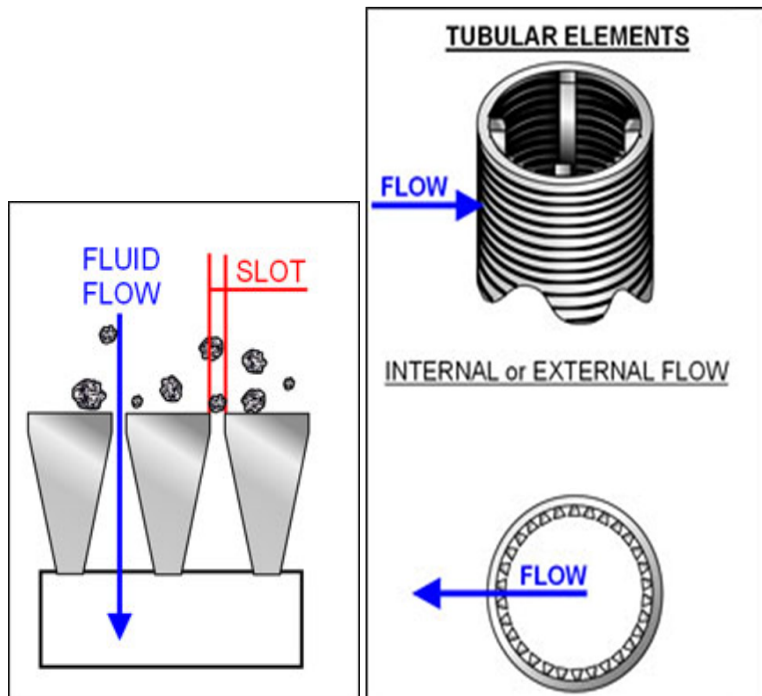
- The wedge tapered opening becomes progressively wider increasing dewatering efficiency.
- Non plugging, unlike mesh there are only two contact points to retain particles
- Slot sizes ranging from .002 to 1"
- Durable and capable of carrying heavier loads without support structures
- One piece construction
- Flexibility in forming fabricating and shaping
- Wide range of materials
- Low maintenance easy to clean
- Tolerance ranging from + .002 /- .001 to +/- .005

Profile and Support Configurations

Azar Energy manufactures wedge wire screens and screen products to accommodate a wide range of requirements. Different construction methods can be employed to address flow direction and strength of the product. Standard screen products feature external circumferential wedge wire for outside to inside flow. Internal circumferential wedge wires can face the support rods for inside to outside applications. Support structures can be included for additional strength. Screens can be built parallel or perpendicular to the flow.

Wedge wire screens can be fabricated in a range of both flat panels and tubes. Wedge-wire and support profiles are resistance welded with accurate slot dimensions. The screens can be mechanically and electro polished, and given additional surface hardening treatments.

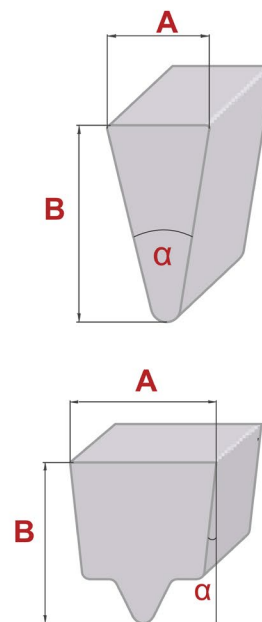
Further support structures and fastening brackets, can be added. Tubes can have various end piece connections and additional internal strengthening. Thin wire tubes can be made for the support of other filter media, such as filter cloths.



TECHNICAL PARAMETERS

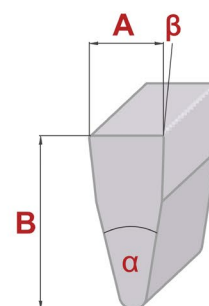
- Working profiles

Type	A (mm)	B (mm)	$\alpha(^{\circ})$	$\beta(^{\circ})$
Type Sb				
Sb 6	0,50	1,20	12	
Sb 8	0,60	1,20	22	
Sb 10	0,75	1,30	20	
Sb 12	1,00	2,00	20	
Sb 18	1,50	2,50	23	
Sb 22	1,80	3,70	23	
Sb 28	2,20	4,50	23	
Sb 34	2,80	5,00	23	
Sb 42	3,40	6,50	23	
Sb 60	4,00	9,00	20	
Sb 70	5,00	10,00	24	
SbA 50	5,00	6,00	40	
Sb 55 *	5,00	5,50	6	

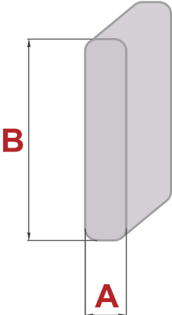
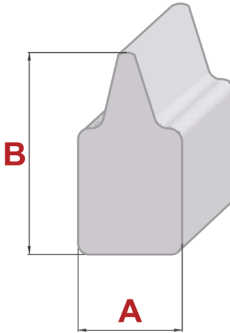


*Sb 55

Type Sbb				
Sbb 34	2,20	5,00	23	4
Sbb 38	2,50	4,00	40	5
Sbb 42	2,80	6,50	23	4
Sbb 48	3,40	6,00	70	4
Sbb 50	3,50	8,00	23	4
Sbb 76	5,00	10,00	23	5
2,4 x 5	2,40	5,00	23	0
3 x 6,5	3,00	6,50	23	0



- Support profiles

Type	A (mm)	B (mm)
Type I		
I 10 x 3	3,00	10,00
I 10 x 2	2,00	10,00
I 12 x 3	3,00	12,00
I 15 x 3	3,00	15,00
I 18 x 2	2,00	18,00
I 20 x 2	2,00	20,00
I 30 x 2	2,00	30,00
I 38 x 3	3,00	38,00
		
Type Q		
Q 25	2,00	3,00
Q 35	3,00	5,00
Q 55	4,00	8,00
		
Type D		
D 45	3,8	5,6
